



Equities World ETF

PERIODIEK VERSLAG

Periodieke duurzaamheidsinformatie voor financiële producten die ecologische of sociale kenmerken promoten

Productbenaming: Equities World ETF

Equities World ETF belegt voor 100% in Amundi MSCI World SRI Climate Net Zero Ambition PAB UCITS ETF, beheerd door Amundi Ierland (ISIN-code: IE000Y77LGG9).

De ter beschikking gestelde informatie is opgemaakt op het niveau van het onderliggende fonds.

Identificatiecode voor juridische entiteiten (LEI): 529900UVBCD39GT3X913

Versie opgemaakt : 30/04/2024

De informatie over duurzaamheid die in dit document over het product is opgenomen, werd naar best vermogen opgesteld door Vivium. Hiervoor is Vivium echter afhankelijk van de informatie over de verschillende duurzaamheidsaspecten die door de vermogensbeheerders beschikbaar wordt gesteld. Evenwel, de wetgeving die verplicht om deze informatie ter beschikking te stellen, is pas op 1 januari 2023 in werking getreden. De informatie in dit document is bijgevolg opgesteld op basis van de informatie die reeds beschikbaar is en kan onvolledig zijn. Deze kan nog gewijzigd en/of aangevuld worden in de toekomst.

Template periodic disclosure for the financial products referred to in Article 8, paragraphs 1, 2 and 2a, of Regulation (EU) 2019/2088 and Article 6, first paragraph, of Regulation (EU) 2020/852

Product name: AMUNDI MSCI WORLD CLIMATE NET ZERO AMBITION PAB UCITS ETF

Legal entity identifier: 213800YB30FP6CVAOH35

Environmental and/or social characteristics

Did this financial product have a sustainable investment objective?

Yes

No

It made **sustainable investments with an environmental objective:** _____

in economic activities that qualify as environmentally sustainable under the EU Taxonomy

in economic activities that do not qualify as environmentally sustainable under the EU Taxonomy

It made a **sustainable investments with a social objective:** _____

It **promoted Environmental/Social (E/S) characteristics** and while it did not have as its objective a sustainable investment, it had a proportion of **44.56%** of sustainable investments

with an environmental objective in economic activities that qualify as environmentally sustainable under the EU Taxonomy

with an environmental objective in economic activities that do not qualify as environmentally sustainable under the EU Taxonomy

with a social objective

It promoted E/S characteristics, but **did not make any sustainable investments**

To what extent were the environmental and/or social characteristics promoted by this financial product met?

The Sub Fund promoted environmental and/or social characteristics through among others replicating an index (MSCI World Climate Paris Aligned Filtered Index) meeting the minimum standards for EU Paris Aligned Benchmarks (EU PABs) under Regulation (EU) 2019/2089 amending Regulation (EU) 2016/1011.

● **How did the sustainability indicators perform?**

At the end of the period the weighted average greenhouse gas (GHG) intensity (the “WACI”) of the index is 94

Sustainable investment means an investment in an economic activity that contributes to an environmental or social objective, provided that the investment does not significantly harm any environmental or social objective and that the investee companies follow good governance practices.

The **EU Taxonomy** is a classification system laid down in Regulation (EU) 2020/852, establishing a list of **environmentally sustainable economic activities**. That Regulation does not lay down a list of socially sustainable economic activities. Sustainable investments with an environmental objective might be aligned with the Taxonomy or not.



Sustainability indicators measure how the environmental or social characteristics promoted by the financial product are attained.

- **... and compared to previous periods?**

At the end of the previous period the weighted average greenhouse gas (GHG) intensity (the "WACI") of the index was 94

- **What were the objectives of the sustainable investments that the financial product partially intends to make and how did the sustainable investment contribute to such objectives?**

The objectives of the sustainable investments are to invest in investee companies that seek to meet two criteria:

1. follow best environmental and social practices; and
2. avoid making products or providing services that harm the environment and society.

In order for the investee company to be deemed to contribute to the above objective it must be a "best performer" within its sector of activity on at least one of its material environmental or social factors.

The definition of "best performer" relies on Amundi's proprietary ESG methodology which aims to measure the ESG performance of an investee company. In order to be considered a "best performer", an investee company must perform with the best top three rating (A, B or C, out of a rating scale going from A to G) within its sector on at least one material environmental or social factor. Material environmental and social factors are identified at a sector level. The identification of material factors is based on Amundi ESG analysis framework which combines extra-financial data and qualitative analysis of associated sector and sustainability themes. Factors identified as material result in a contribution of more than 10% to the overall ESG score. For energy sector for example, material factors are: emissions and energy, biodiversity and pollution, health and security, local communities and human rights. For a more complete overview of sectors and factors, please refer to the Amundi ESG Regulatory Statement available at www.amundi.lu

To contribute to the above objectives, the investee company should not have significant exposure to activities (e.g.tobacco, weapons, gambling, coal, aviation, meat production, fertilizer and pesticide manufacturing, single-use plastic production) not compatible with such criteria.

The sustainable nature of an investment is assessed at investee company level.

- **How did the sustainable investments that the financial product partially made not cause significant harm to any environmental or social sustainable investment objective?**

To ensure sustainable investments do no significant harm ('DNSH'), Amundi utilises two filters:

The first DNSH filter relies on monitoring the mandatory Principal Adverse Impacts indicators in Annex 1, Table 1 of the RTS where robust data is available (e.g.GHG intensity of investee companies) via a combination of indicators (e.g.carbon intensity) and specific thresholds or rules (e.g. that the investee company's carbon intensity does not belong to the last decile of the sector).

Amundi already considers specific Principle Adverse Impacts within its exclusion policy as part of Amundi's Responsible Investment Policy. These exclusions, which apply on the top of the tests detailed above, cover the following topics: exclusions on controversial weapons, violations of UN Global Compact principles, coal and tobacco.

Beyond the specific sustainability factors covered in the first filter, Amundi has defined a second filter, which does not take the mandatory Principal Adverse Impact indicators above into account, in order to verify that the company does not badly perform from an overall environmental or social standpoint compared to other companies within its sector which corresponds to an environmental or social score superior or equal to E using Amundi's ESG rating.

- **How were the indicators for adverse impacts on sustainability factors taken into account?**

Principal adverse impacts are the most significant negative impacts of investment decisions on sustainability factors relating to environmental, social and employee matters, respect for human rights, anti-corruption and anti-bribery matters.

The indicators for adverse impacts have been taken into account as detailed in the first do not significant harm (DNSH) filter above.

The first DNSH filter relies on monitoring of mandatory Principal Adverse Impacts indicators in Annex 1, Table 1 of the Delegated Regulation (EU) 2022/1288 where robust data is available via the combination of following indicators and specific thresholds or rules:

- Have a CO2 intensity which does not belong to the last decile compared to other companies within its sector (only applies to high intensity sectors), and
- Have a Board of Directors' diversity which does not belong to the last decile compared to other companies within its sector, and
- Be cleared of any controversy in relation to work conditions and human rights.
- Be cleared of any controversy in relation to biodiversity and pollution

Amundi already considers specific Principle Adverse Impacts within its exclusion policy as part of Amundi's Responsible Investment Policy. These exclusions, which apply on the top of the tests detailed above, cover the following topics: exclusions on controversial weapons, Violations of UN Global Compact principles, coal and tobacco.

– ***Were sustainable investments aligned with the OECD Guidelines for Multinational Enterprises and the UN Guiding Principles on Business and Human Rights? Details:***

Yes, the OECD Guidelines for Multinational Enterprises and the UN Guiding Principles on Business and Human Rights are integrated into our ESG scoring methodology. Our proprietary ESG rating tool assesses issuers using available data from our data providers. For example the model has a dedicated criteria called "Community Involvement & Human Rights" which is applied to all sectors in addition to other human rights linked criteria including socially responsible supply chains, working conditions, and labour relations. Furthermore, we conduct controversy monitoring on a, at minimum, quarterly basis which includes companies identified for human rights violations. When controversies arise, analysts evaluate the situation and apply a score to the controversy (using our proprietary scoring methodology) and determine the best course of action. Controversy scores are updated quarterly to track the trend and remediation efforts.

The EU Taxonomy sets out a "do not significant harm" principle by which Taxonomy-aligned investments should not significantly harm EU Taxonomy objectives and is accompanied by specific EU criteria.

The "do no significant harm" principle applies only to those investments underlying the financial product that take into account the EU criteria for environmentally sustainable economic activities. The investments underlying the remaining portion of this financial product do not take into account the EU criteria for environmentally sustainable economic activities.

Any other sustainable investments must also not significantly harm any environmental or social objectives.



How did this financial product consider principal adverse impacts on sustainability factors?

The product considers all the mandatory Principal Adverse Impacts as per Annex 1, Table 1 of the Delegated Regulation (EU) 2022/1288 applying to the product's strategy and relies on a combination of exclusion policies (normative and sectorial), engagement and voting approaches:

- **Exclusion** : Amundi has defined normative, activity-based and sector-based exclusion rules covering some of the key adverse sustainability indicators listed by the Disclosure Regulation.
- **Engagement** : Engagement is a continuous and purpose driven process aimed at influencing the activities or behaviour of investee companies. The aim of engagement activities can fall into two categories: to engage an issuer to improve the way it integrates the environmental and social dimension, to engage an issuer to improve its impact on environmental, social, and human rights-related or other sustainability matters that are material to society and the global economy.
- **Vote** : Amundi's voting policy responds to a holistic analysis of all the long-term issues that may influence value creation, including material ESG issues. For more information, please refer to Amundi's Voting Policy .
- **Controversies monitoring** : Amundi has developed a controversy tracking system that relies on three external data providers to systematically track controversies and their level of severity. This quantitative approach is then enriched with an in-depth assessment of each severe controversy, led by ESG analysts and the periodic review of its evolution. This approach applies to all of Amundi's funds.



What were the top investments of this financial product?

The list includes the investments constituting the **greatest proportion of investments** of the financial product during the reference period which is: **From 01/01/2023 to 31/12/2023**

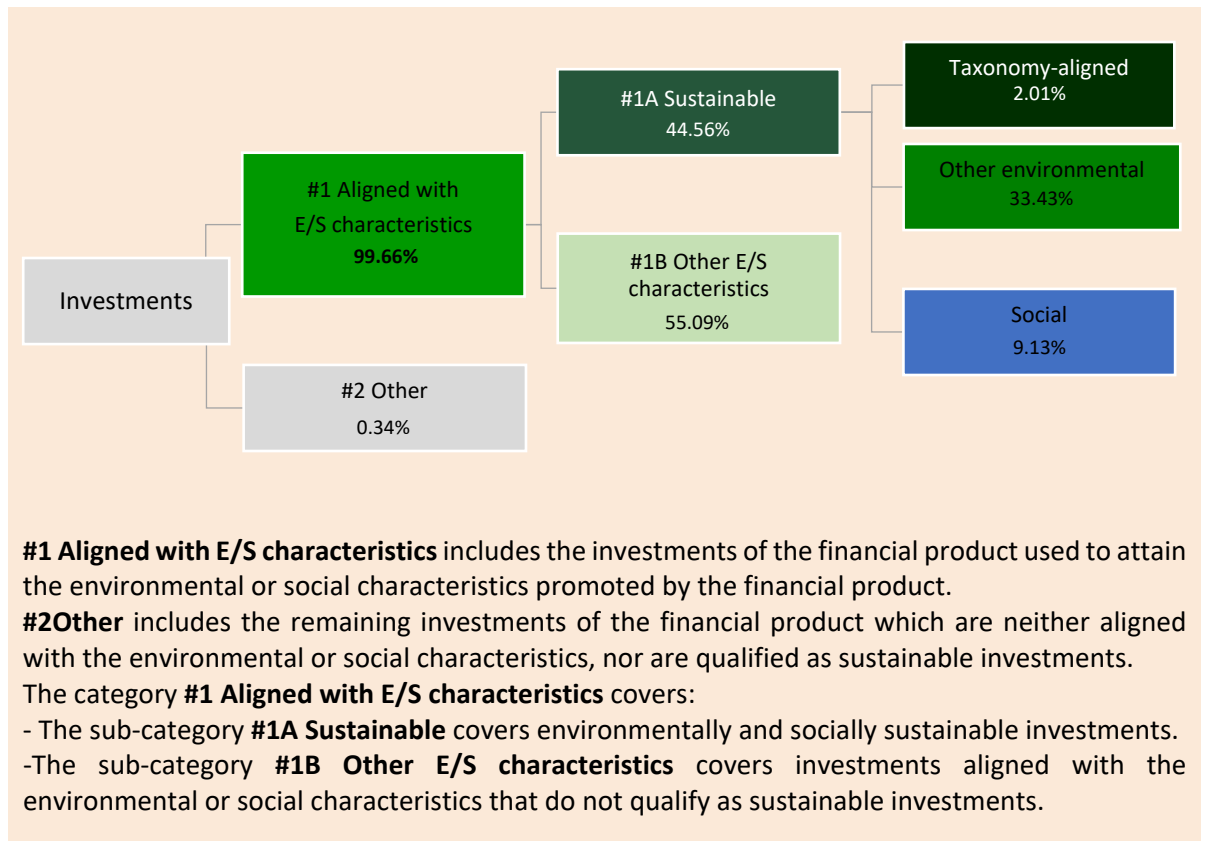
| Largest Investments | Sector | Sub-Sector | Country | % Assets |
|----------------------------|------------------------|--|----------------|-----------------|
| APPLE INC | Information Technology | Technology Hardware & Equipment | United States | 5.25% |
| MICROSOFT CORP | Information Technology | Software & Services | United States | 4.74% |
| AMAZON.COM INC | Consumer discretionary | Consumer Discretionary Distribution & Retail | United States | 2.33% |
| NVIDIA CORP | Information Technology | Semiconductors & Semiconductor Equipment | United States | 2.27% |
| ALPHABET INC CL C | Communication Services | Media & Entertainment | United States | 1.66% |
| TESLA INC | Consumer discretionary | Automobiles & Components | United States | 1.39% |
| META PLATFORMS INC-CLASS A | Communication Services | Media & Entertainment | United States | 1.30% |
| SCHNEIDER ELECT SE | Industrials | Capital goods | France | 1.11% |
| BROADCOM INC | Information Technology | Semiconductors & Semiconductor Equipment | United States | 1.06% |
| JPMORGAN CHASE & CO | Financials | Banks | United States | 1.00% |
| ELI LILLY & CO | Health care | Pharmaceuticals Biotech & Life Sciences | United States | 0.99% |
| ALPHABET INC CL A | Communication Services | Media & Entertainment | United States | 0.96% |

| | | | | |
|------------------------|-------------|----------------------------------|---------------|-------|
| EDISON INTERNATIONAL | Utilities | Electric Utilities | United States | 0.90% |
| UNITEDHEALTH GROUP INC | Health care | Health Care Equipment & Services | United States | 0.89% |
| ABB LTD-REG | Industrials | Capital goods | Switzerland | 0.87% |



What was the proportion of sustainability-related investments?

What was the asset allocation?



Asset allocation describes the share of investments in specific assets.

In which economic sectors were the investments made ?

| <i>Sector</i> | <i>Sub-Sector</i> | <i>% Assets</i> |
|-------------------------------|--------------------------------|-----------------|
| <i>Industrials</i> | <i>Capital goods</i> | <i>10.40%</i> |
| <i>Information Technology</i> | <i>Software & Services</i> | <i>10.29%</i> |

| | | |
|-------------------------------|---|--------------|
| <i>Health care</i> | <i>Pharmaceuticals Biotech & Life Sciences</i> | <i>9.00%</i> |
| <i>Information Technology</i> | <i>Technology Hardware & Equipment</i> | <i>8.50%</i> |
| <i>Financials</i> | <i>Financial Services</i> | <i>7.70%</i> |
| <i>Information Technology</i> | <i>Semiconductors & Semiconductor Equipment</i> | <i>7.13%</i> |
| <i>Consumer discretionary</i> | <i>Consumer Discretionary Distribution & Retail</i> | <i>5.69%</i> |
| <i>Communication Services</i> | <i>Media & Entertainment</i> | <i>5.59%</i> |
| <i>Financials</i> | <i>Insurance</i> | <i>5.51%</i> |
| <i>Health care</i> | <i>Health Care Equipment & Services</i> | <i>4.32%</i> |
| <i>Real estate</i> | <i>REITs</i> | <i>4.25%</i> |
| <i>Financials</i> | <i>Banks</i> | <i>3.68%</i> |
| <i>Industrials</i> | <i>Transportation</i> | <i>3.18%</i> |
| <i>Utilities</i> | <i>Electric Utilities</i> | <i>2.32%</i> |
| <i>Consumer discretionary</i> | <i>Automobiles & Components</i> | <i>1.44%</i> |
| <i>Industrials</i> | <i>Commercial & Professional Services</i> | <i>1.44%</i> |
| <i>Consumer discretionary</i> | <i>Consumer Durables & Apparel</i> | <i>1.38%</i> |
| <i>Materials</i> | <i>Metals & Mining</i> | <i>1.34%</i> |

| | | |
|-------------------------------|--|--------------|
| <i>Consumer discretionary</i> | <i>Consumer Services</i> | <i>1.23%</i> |
| <i>Materials</i> | <i>Chemicals</i> | <i>1.03%</i> |
| <i>Consumer staples</i> | <i>Food, Beverage & Tobacco</i> | <i>1.02%</i> |
| <i>Real estate</i> | <i>Real Estate Management & Development</i> | <i>0.88%</i> |
| <i>Consumer staples</i> | <i>Household & Personal Products</i> | <i>0.79%</i> |
| <i>Communication Services</i> | <i>Telecommunication</i> | <i>0.64%</i> |
| <i>Utilities</i> | <i>Independent Power & Renewable Electricity Producers</i> | <i>0.50%</i> |
| <i>Consumer staples</i> | <i>Consumer Staples Distribution & Retail</i> | <i>0.37%</i> |
| <i>Energy</i> | <i>Oil, Gas & Consumable Fuels</i> | <i>0.02%</i> |
| <i>Materials</i> | <i>Construction Materials</i> | <i>0.02%</i> |
| <i>Forex</i> | <i>Forex</i> | <i>0.00%</i> |
| <i>Others</i> | <i>Others</i> | <i>0.00%</i> |
| <i>Cash</i> | <i>Cash</i> | <i>0.34%</i> |

Taxonomy-aligned activities are expressed as a share of:
-turnover reflecting the share of revenue from green activities of investee companies
-capital expenditure



To what extent were sustainable investments with an environmental objective aligned with the EU Taxonomy ?

The fund promotes both environmental and social characteristics. While the fund did not commit to making investments aligned with the EU Taxonomy, during the reporting period the fund invested 2.01% in sustainable investments aligned with the EU Taxonomy. These investments contributed to the climate change mitigation objectives of the EU Taxonomy.

The alignment of investee companies with the above-mentioned EU Taxonomy objectives is measured using turnover (or revenues) and/or green bond use-of-proceeds data.

(CapEx) showing the green investments made by investee companies, e.g. for a transition to a green economy. - operational expenditure (OpEx) reflecting green operational activities of investee companies.

The reported alignment percentage of the investments of the fund with the EU Taxonomy has not been audited by the fund auditors or by any third party.

● **Did the financial product invest in fossil gas and/or nuclear energy related activities complying with the EU Taxonomy¹ ?**

Yes:

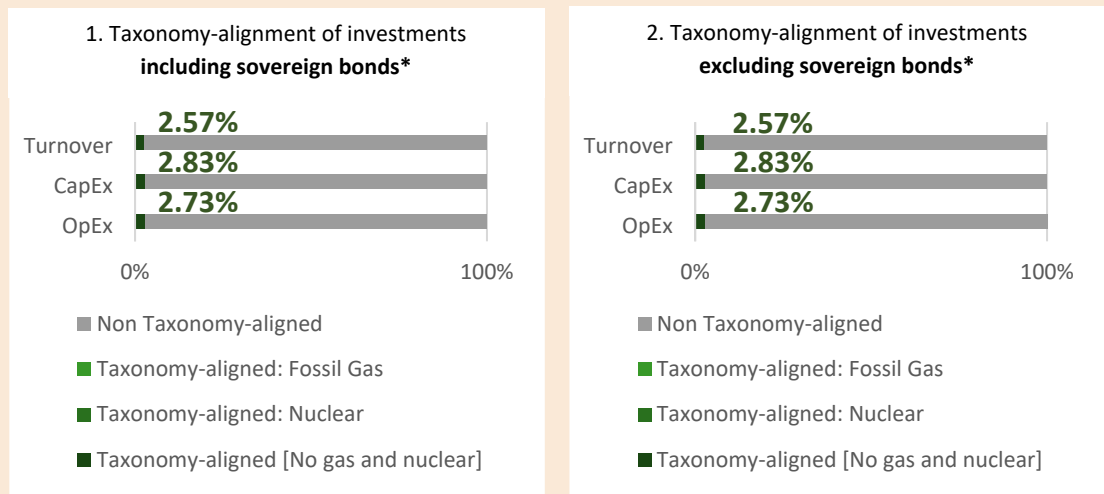
In fossil gas In nuclear energy

No

Reliable data regarding alignment with the EU Taxonomy fossil gas and nuclear energy was not available during the period.

¹Fossil gas and/or nuclear related activities will only comply with the EU Taxonomy where they contribute to limiting climate change ("climate change mitigation") and do no significant harm to any EU Taxonomy objective. The full criteria for fossil gas and nuclear energy economic activities that comply with the EU Taxonomy are laid down in Commission Delegated Regulation (EU) 2022/1214.

The graphs below show in green the percentage of investments that were aligned with the EU Taxonomy. As there is no appropriate methodology to determine the taxonomy-alignment of sovereign bonds*, the first graph shows the Taxonomy alignment in relation to all the investments of the financial product including sovereign bonds, while the second graph shows the Taxonomy alignment only in relation to the investments of the financial product other than sovereign bonds.




* For the purpose of these graphs, 'sovereign bonds' consist of all sovereign exposures

Enabling activities directly enable other activities to make a substantial contribution to an environmental objective.

● **What was the share of investments in transitional and enabling activities ?**

As of 31/12/2023, using turnover and/or green bond use-of-proceeds data as an indicator, the fund's share of investment in transitional activities was 0.02% and the share of investment in enabling activities was 1.82%. The reported alignment percentage of the investments of the fund with the EU Taxonomy has not been audited by the fund auditors or by any third party.

Transitional activities are activities for which low-carbon alternatives are not yet available and among others have greenhouse gas emission levels corresponding to the best performance.

 are sustainable investments with an environmental objective that **do not take into account the criteria** for environmentally sustainable economic activities under the EU Taxonomy.

- **How did the percentage of investments that were aligned with the EU Taxonomy compare with previous reference periods ?**

In the previous period Taxonomy alignment was not reported, because at the time reliable reported data was not yet available.



What was the share of sustainable investments with an environmental objective not aligned with the EU Taxonomy ?

The share of sustainable investments with environmental objective not aligned to taxonomy was **33.43%** at the end of the period.

This is due to the fact that some issuers are considered sustainable investments under the SFDR Regulation but do have a portion of activities that are not aligned with EU taxonomy standards, or for which data is not yet available to perform an EU taxonomy assessment.



What was the share of socially sustainable investments ?

The share of socially sustainable investments at the end of the period was 9.13%.



What investments were included under “other”, what was their purpose and were there any minimum environmental or social safeguards ?

“#2 Other” includes cash and other instruments held for the purpose of liquidity and portfolio risk management. For unrated bonds and shares, minimum environmental and social safeguards are in place via controversy screening against the UN Global Compact Principles.



What actions have been taken to meet the environmental and/or social characteristics during the reference period ?

This product is passively managed. Its investment strategy is to replicate the Index while minimizing the related tracking error. Binding elements in the Index methodology ensure environmental and/or social characteristics are met at each rebalancing date. The Product strategy is also relying on systematic exclusions policies (normative and sectorial) as further described in Amundi Responsible Investment policy .



How did this financial product perform compared to the reference benchmark ?

This product is passively managed. Its investment strategy is to replicate the Index while minimizing the related tracking error.

- **How does the reference benchmark differ from a broad market index ?**

The index is a stock index based on the parent index, which measures the shares with high and medium Market capitalization from developed countries The index is intended to support investors who hav

Reference benchmarks are indexes to measure whether the financial product attains the environmental or social

characteristics that they promote.

e
Reduce exposure to transitional and physical climate risks and opportunities from the transition to of a lower-carbon economy, while at the same time meeting the requirements of the Paris climate agreement.
The index takes into account the recommendations of the Task Force on Climate-Related Financial Disclosures (TCFD) aimed at exceeding the minimum standards of the EU Paris-Aligned Benchmark.

● ***How did this financial product perform with regard to the sustainability indicators to determine the alignment of the reference benchmark with the environmental or social characteristics promoted?***

This product is passively managed. Its investment strategy is to replicate the Index while minimizing the related tracking error. As a result, the sustainability indicators of the Product performed overall in line with the ones of the Index.

● ***How did this financial product perform compared with the reference benchmark ?***

This product is passively managed. Its investment strategy is to replicate the Index while minimizing the related tracking error. As a result, the sustainability indicators of the Product performed overall in line with the ones of the Index.

● ***How did this financial product perform compared with the broad market index ?***

This product is passively managed. Its investment strategy is to replicate the Index while minimizing the related tracking error. A comparison of the Index replicated by the Sub Fund vs its Parent index has already been detailed on section How did the sustainability indicators perform ?